5 Gender Equality

2015-2019
Output, Impact, Collaboration

Research supporting SDG5 has grown since 2015, with a compound annual growth rate of 7.4% compared to nearly 3.5% for research in all fields.

The US produces the most research supporting SDG5, followed by the United Kingdom, Australia, Canada and Spain. Seven of the 10 most prolific locations are high income locations (accounting for more than 25,000 publications); two are upper-middle income locations (South Africa and Brazil) and one is a lower-middle income location (India). Three low income locations featured in the top 50: Ethiopia (188 publications), Uganda (185 publications) and Tanzania (133 publications).

The top five locations for which research on SDG5 represents the largest share of their research portfolio are Uganda, Kenya, Tanzania, Nepal and Ghana.

International collaboration yielded 17% of research on SDG5. High income locations collaborated with low income locations on 7% of their total SDG5 research, while nearly 72% of the related output from low income locations came from collaboration with high income locations.

As a measure of academic impact measured by citation, the field weighted citation impact (FWCI) for SDG5 research was above average every year, with an average of 1.19 over the period.

35,625
Publications in period

7.4%
Compound Annual Growth Rate in the period

78.5%
Publications from high-income locations

0.7%
Academic corporate collaboration

1.4%
Publications from low-income locations

1.19
Field-Weighted Citation Impact

17.3%
Publications with international collaboration

What is FWCI?

Field-weighted citation impact is an indicator of scholarly impact based on the number of times the publication was cited in other research. An FWCI of above 1.0 indicates the impact is above the normalised average

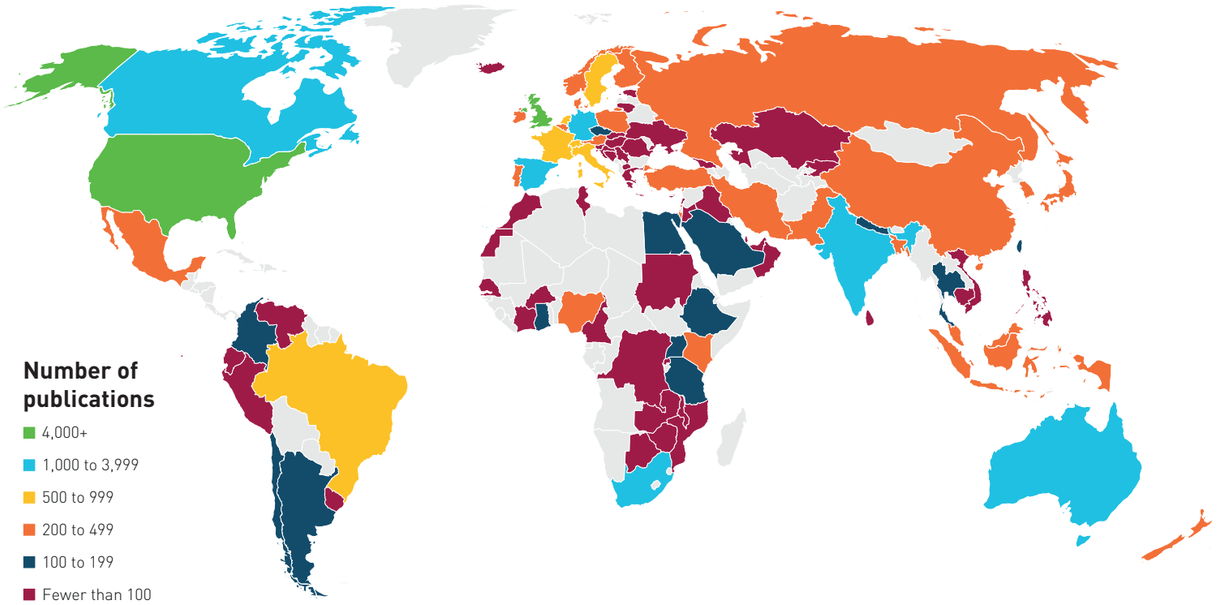

Key themes in SDG5 Research

Top 10 locations by publication

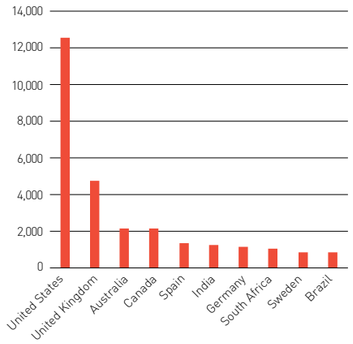

Top 10 locations by RAI
*(Relative Activity Index)

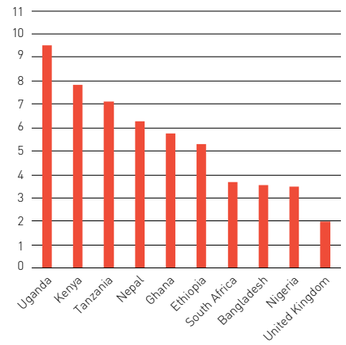

Volume of publications supporting SDG5

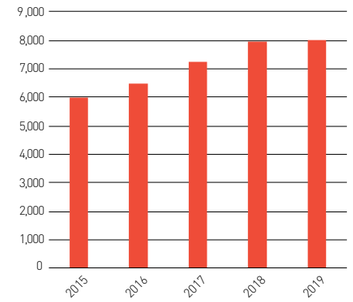

International collaboration between income groups by location

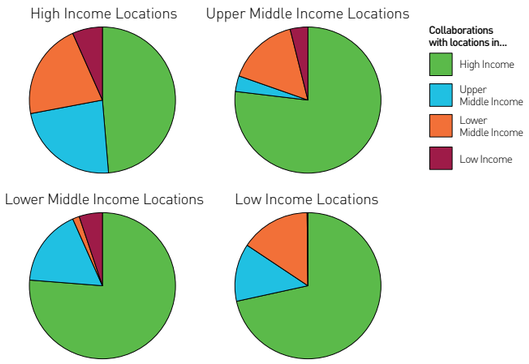

International collaboration and research impact

*Relative Activity Index is a measure of the proportion of the country's research output in the subject, relative to the proportion seen globally

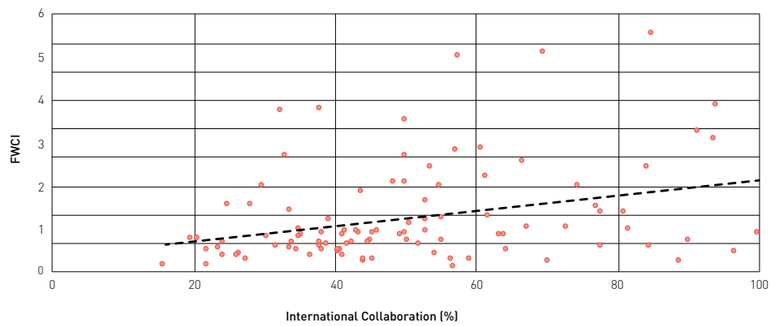

Top 10 locations for corporate-academic collaboration

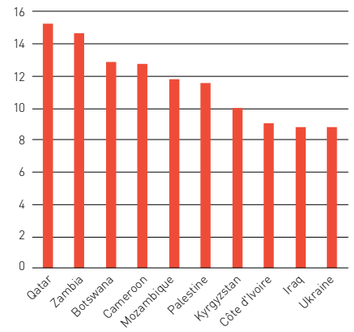

RELX SDG Resource Centre

ELSEVIER

This analysis builds on Elsevier's Sustainability Science in a Global Landscape report, which was released in 2015 to coincide with the launch of the SDGs. See a 2017 update on key findings on the RELX SDG Resource Centre.
Help us to provide insight into SDG research.
Click here to review the research

See the methodology and definitions

RELX and the RE symbol are trademarks of RELX Group plc, used under license.
Elsevier is a registered trademark of Elsevier B.V. © 2020 RELX Sources: Scopus®