16

Peace, justice and strong institutions

2015-2019
Output, Impact, Collaboration

Research supporting SDG16 has grown since 2015, with a compound annual growth rate of 2.7% compared to nearly 3.5% for research in all fields.

The US produces the most research supporting SDG16, followed by China, the United Kingdom, Germany and Australia. Eight of the 10 most prolific locations are high income locations (accounting for more than 111,300 publications); one is an upper-middle income location (China) and one is a lower-middle income location (India). Six low income locations feature in the top 50: Uganda (284 publications), Ethiopia (194 publications), Tanzania (163 publications), Nepal (128 publications), Rwanda (103 publications) and Malawi (58 publications).

The top five locations for which research on SDG16 represents the largest share of their research portfolio are Rwanda, Uganda, Palestine, Zimbabwe and South Africa.

International collaboration yielded 14% of research on SDG16. High income locations collaborated with low income locations on 37% of their total SDG16 research, while nearly 73% of the related output from low income locations came from collaboration with high income locations.

As a measure of academic impact measured by citation, the field weighted citation impact (FWCI) for SDG16 research was above average every year, with an averageof 1.04 over the period.

169,330
Publications in period

2.7%
Compound Annual Growth Rate in the period

78.3%
Publications from high-income locations

0.9%
Academic corporate collaboration

0.4%
Publications from low-income locations

1.04
Field-Weighted Citation Impact

13.5%
Publications with international collaboration

What is FWCI?

Field-weighted citation impact is an indicator of scholarly impact based on the number of times the publication was cited in other research. An FWCI of above 1.0 indicates the impact is above the normalised average

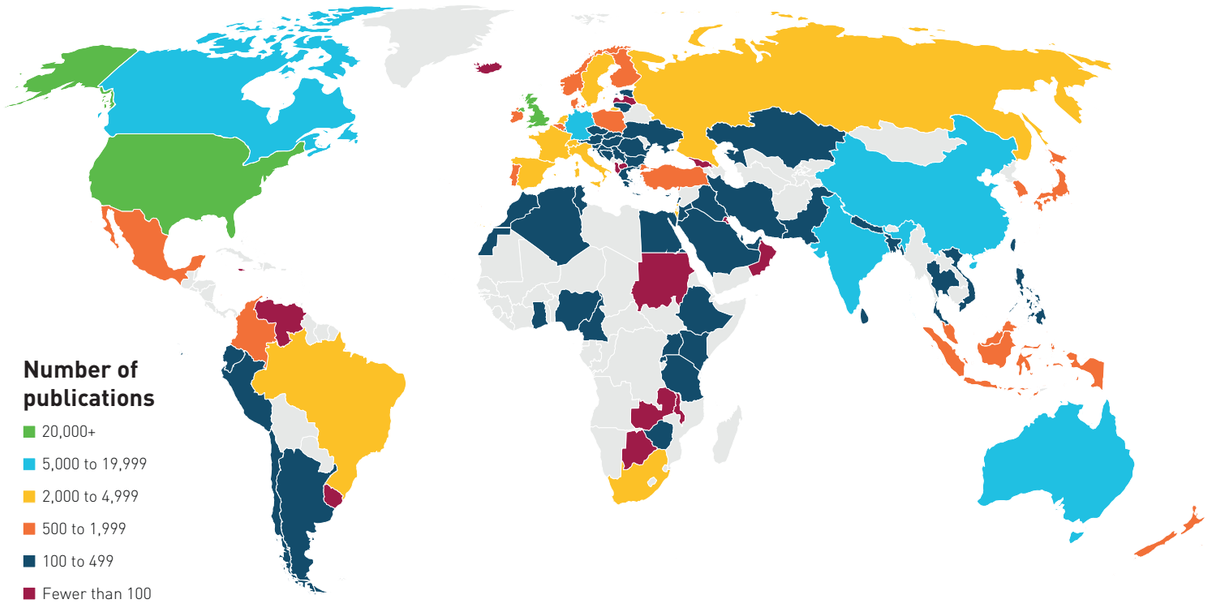

Key themes in SDG16 Research

Top 10 locations by publication

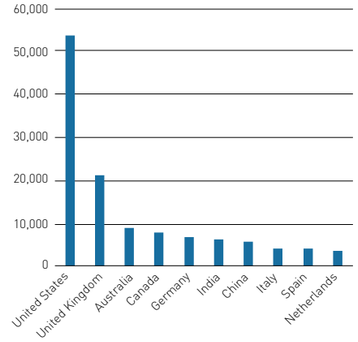

Top 10 locations by RAI
*(Relative Activity Index)

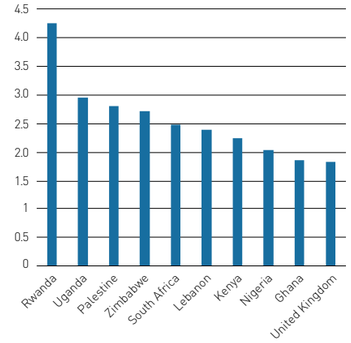

Volume of publications supporting SDG16

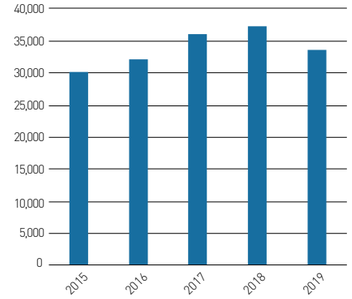

International collaboration between income groups by location

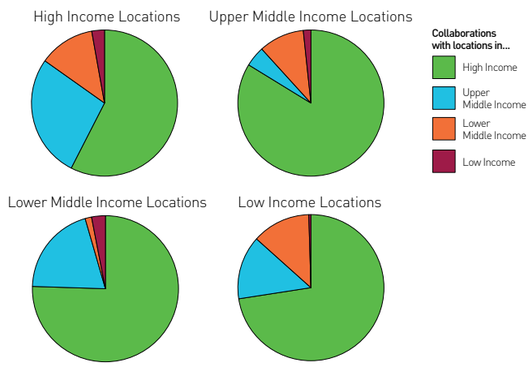

International collaboration and research impact

*Relative Activity Index is a measure of the proportion of the country's research output in the subject, relative to the proportion seen globally

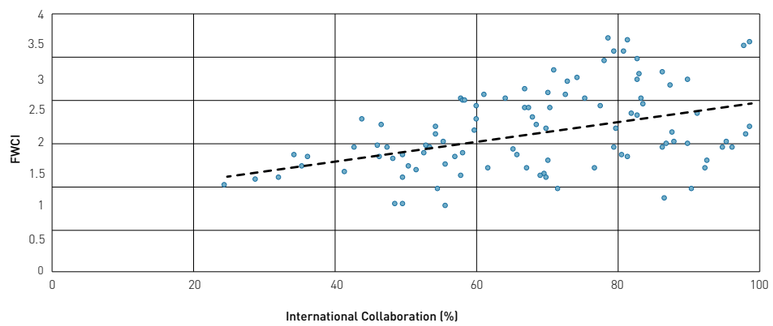

Top 10 locations for corporate-academic collaboration

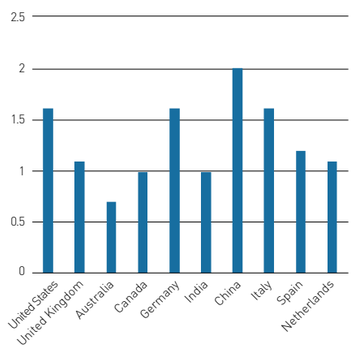

RELX SDG Resource Centre

ELSEVIER

This analysis builds on Elsevier's Sustainability Science in a Global Landscape report, which was released in 2015 to coincide with the launch of the SDGs. See a 2017 update on key findings on the RELX SDG Resource Centre.
Help us to provide insight into SDG research.
Click here to review the research

See the methodology and definitions

RELX and the RE symbol are trademarks of RELX Group plc, used under license.
Elsevier is a registered trademark of Elsevier B.V. © 2020 RELX Sources: Scopus®