

9



Industry, innovation and infrastructure

2015-2019

Output, Impact, Collaboration

Research supporting SDG9 has grown since 2015, with a compound annual growth rate of 9.1% compared to nearly 3.5% for research in all fields.

China produces the most research supporting SDG9, followed by the US, the United Kingdom, India and Italy. Six of the 10 most prolific locations are high income locations (accounting for more than 15,000 publications); two are upper-middle income locations (China and Malaysia) and two are lower-middle income locations (India and Indonesia). No low income locations featured in the top 50.

The top five locations for which research on SDG9 represents the largest share of their research portfolio are Indonesia, Malaysia, Philippines, Kazakhstan and Nigeria.

International collaboration yielded 22% of research on SDG9. High income locations collaborated with low income locations on 1% of their total SDG9 research, while nearly 52% of the related output from low income locations came from collaboration with high income locations.

As a measure of academic impact measured by citation, the field weighted citation impact (FWCI) for SDG9 research was above average every year, with an average of 1.2 over the period.

RELX
SDG Resource Centre



This analysis builds on Elsevier's Sustainability Science in a Global Landscape report, which was released in 2015 to coincide with the launch of the SDGs. See a 2017 update on key findings on the RELX SDG Resource Centre. Help us to provide insight into SDG research. Click here to review the research

See the methodology and definitions

RELX and the RE symbol are trademarks of RELX Group plc, used under license. Elsevier is a registered trademark of Elsevier B.V. © 2020 RELX Sources: Scopus®

39,114

Publications in period

9.1%

Compound Annual Growth Rate in the period

59.6%

Publications from high-income locations

2.4%

Academic corporate collaboration

0.2%

Publications from low-income locations

1.2

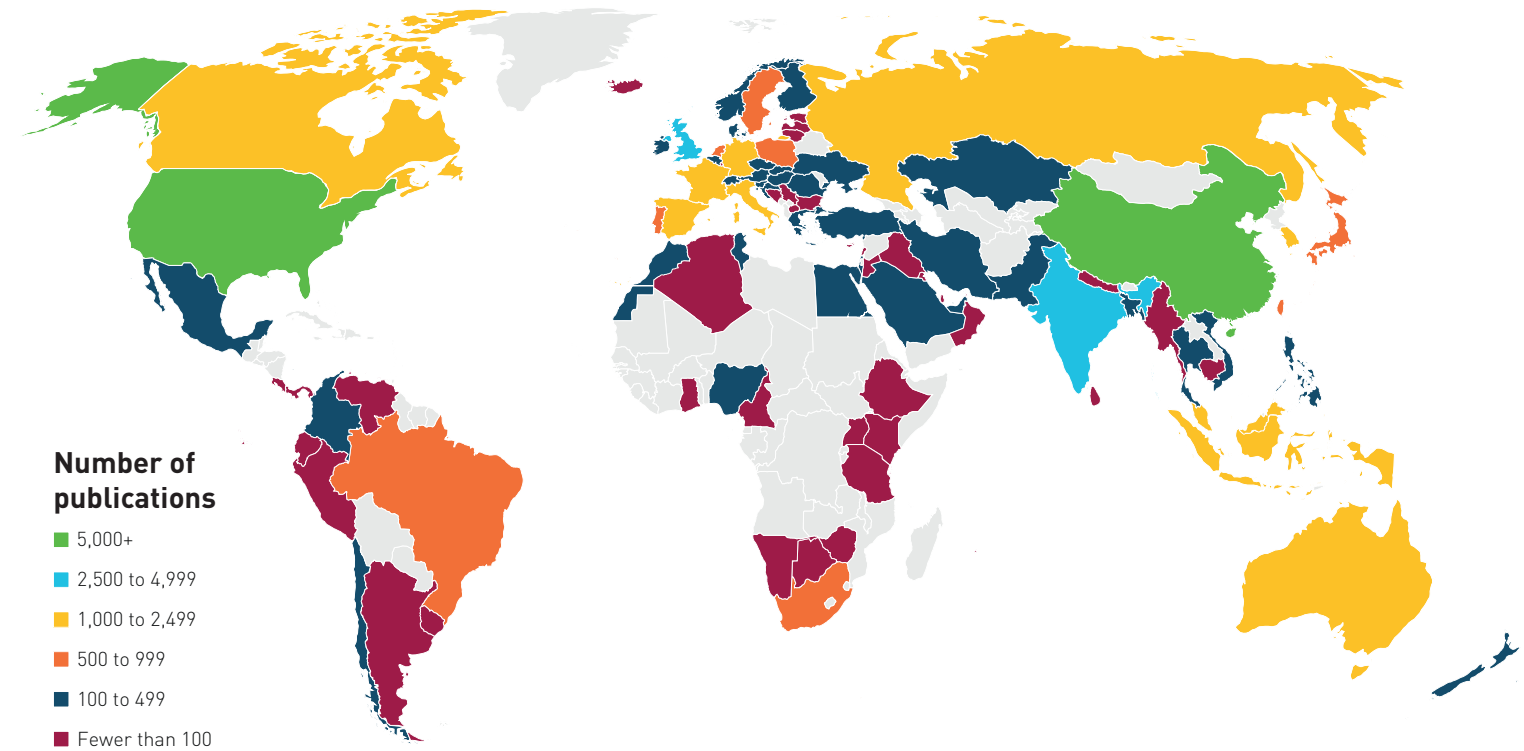
Field-Weighted Citation Impact

21.7%

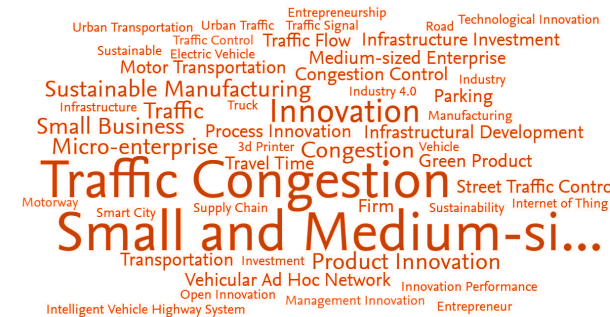
Publications with international collaboration

What is FWCI?

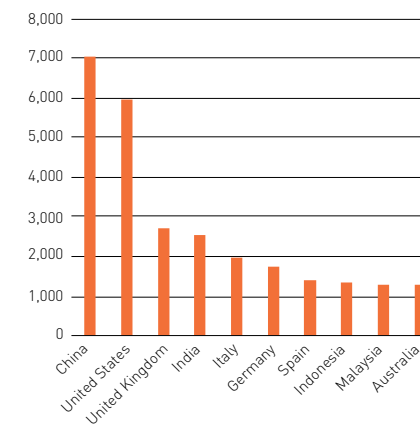
Field-weighted citation impact is an indicator of scholarly impact based on the number of times the publication was cited in other research. An FWCI of above 1.0 indicates the impact is above the normalised average



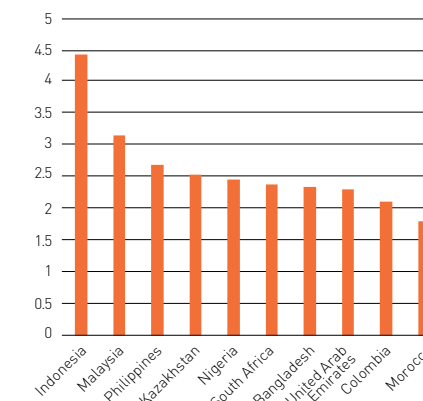
Key themes in SDG9 Research



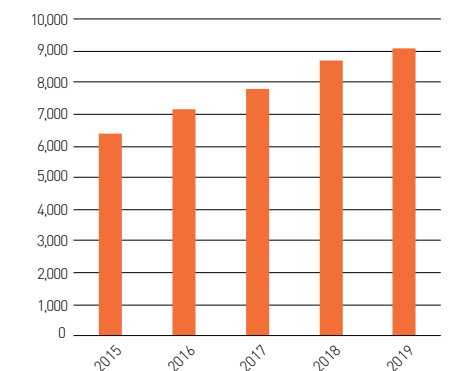
Top 10 locations by publication



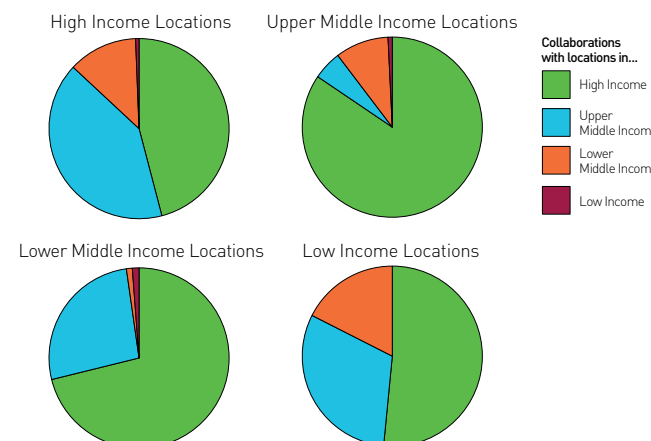
Top 10 locations by RAI *(Relative Activity Index)



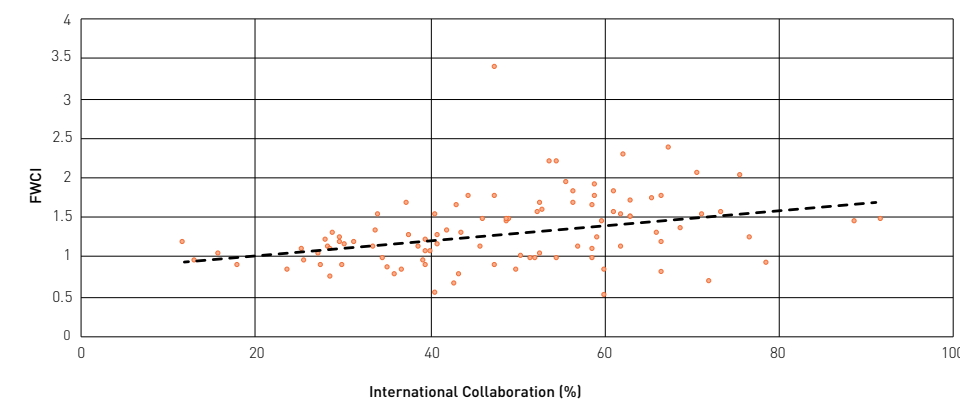
Volume of publications supporting SDG9



International collaboration between income groups by location



International collaboration and research impact



Top 10 locations for corporate-academic collaboration

