

8



Decent work and economic growth

2015-2019

Output, Impact, Collaboration

Research supporting SDG8 has grown since 2015, with a compound annual growth rate of 9.2% compared to nearly 3.5% for research in all fields.

The US produces the most research supporting SDG7, followed by China, the United Kingdom, Russia and Germany. Six of the 10 most prolific locations are high income locations (accounting for more than 37,000 publications); three are upper-middle income locations (China, Russia and Malaysia) and one is a lower-middle income location (India). No low income locations featured in the top 50.

The top five locations for which research on SDG8 represents the largest share of their research portfolio are Ghana, Zimbabwe, Nigeria, Kazakhstan and South Africa.

International collaboration yielded 21% of research on SDG8. High income locations collaborated with low income locations on 2% of their total SDG8 research, while nearly 58% of the related output from low income locations came from collaboration with high income locations.

As a measure of academic impact measured by citation, the field weighted citation impact (FWCI) for SDG8 research was above average every year, with an average of 1.14 over the period.

89,498

Publications in period

9.2%

Compound Annual Growth Rate in the period

61.0%

Publications from high-income locations

1.1%

Academic corporate collaboration

0.3%

Publications from low-income locations

1.14

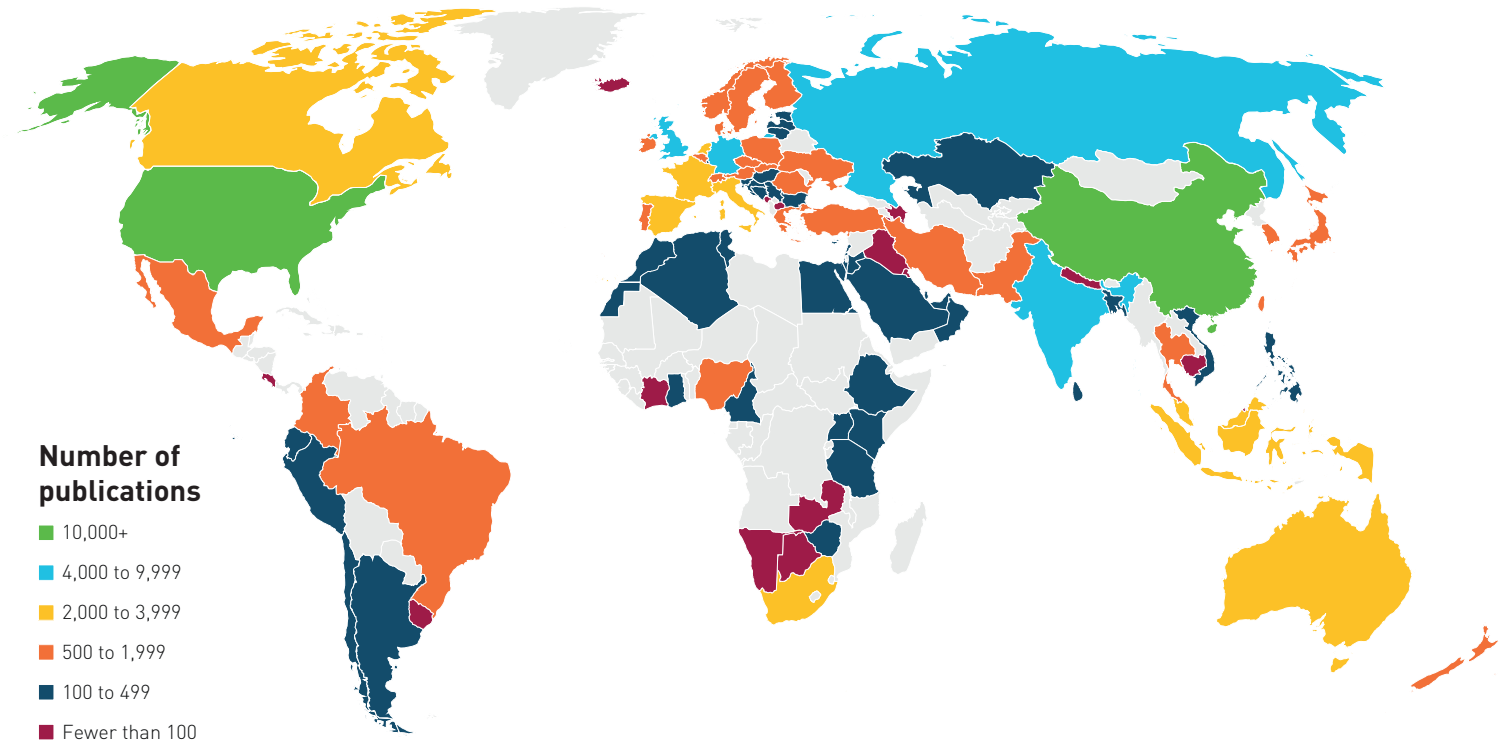
Field-Weighted Citation Impact

20.8%

Publications with international collaboration

What is FWCI?

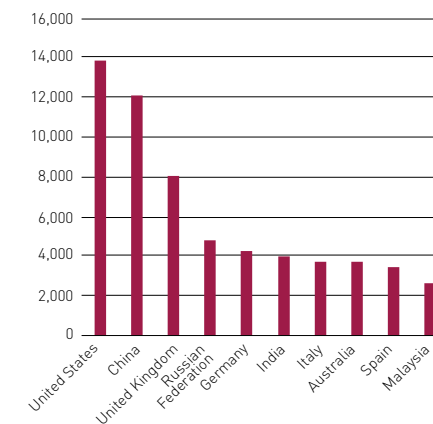
Field-weighted citation impact is an indicator of scholarly impact based on the number of times the publication was cited in other research. An FWCI of above 1.0 indicates the impact is above the normalised average



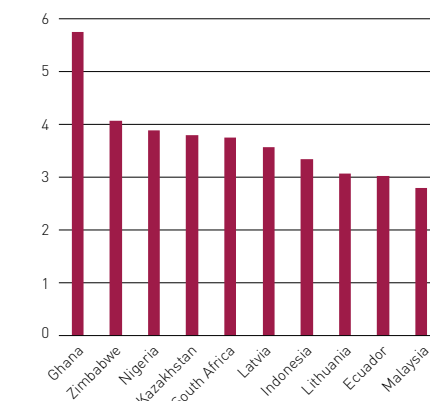
Key themes in SDG8 Research



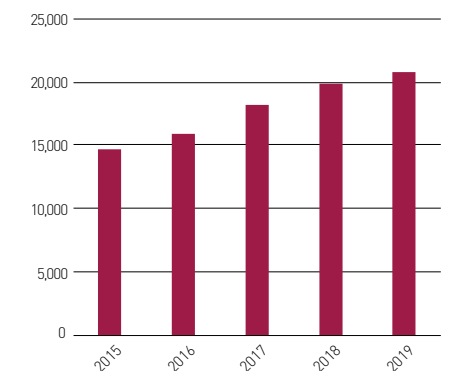
Top 10 locations by publication



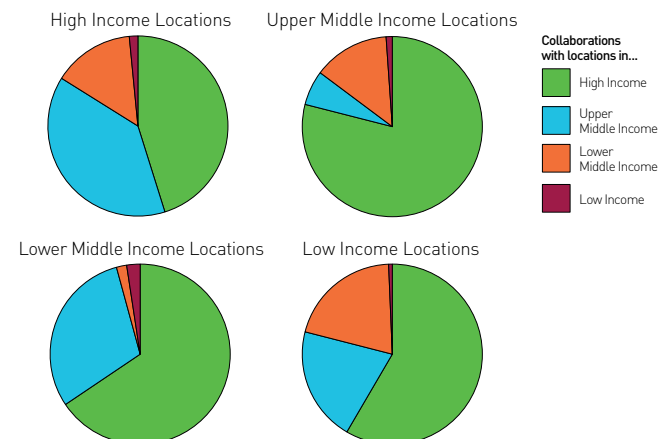
Top 10 locations by RAI *(Relative Activity Index)



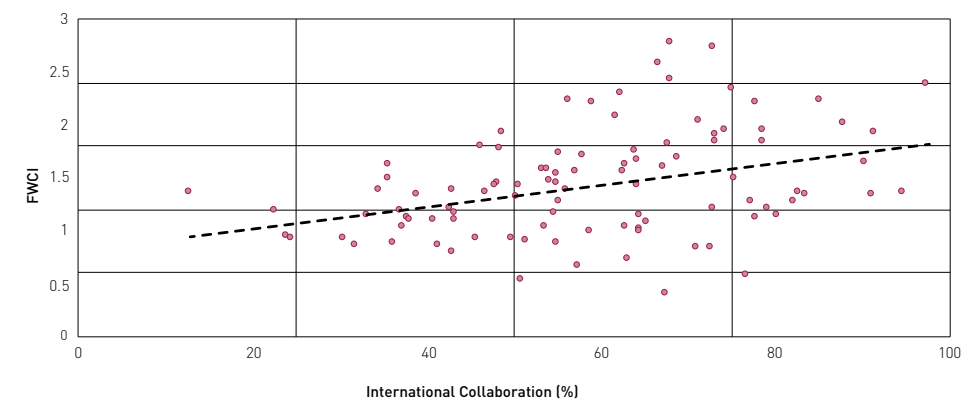
Volume of publications supporting SDG8



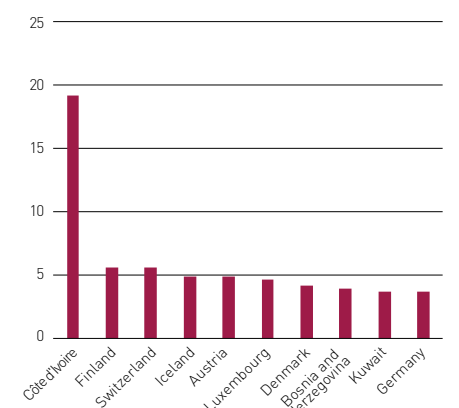
International collaboration between income groups by location



International collaboration and research impact



Top 10 locations for corporate-academic collaboration



RELX
SDG Resource Centre



This analysis builds on Elsevier's Sustainability Science in a Global Landscape report, which was released in 2015 to coincide with the launch of the SDGs. See a 2017 update on key findings on the RELX SDG Resource Centre. Help us to provide insight into SDG research. Click here to review the research

See the methodology and definitions

RELX and the RE symbol are trademarks of RELX Group plc, used under license. Elsevier is a registered trademark of Elsevier B.V. © 2020 RELX Sources: Scopus®